



**Music Series**



# Melody Music Chair | 8200 Series

Music band-pitch style with a seat back angle of 97°



MODEL 8210 SHOWN

GRAY NEBULA LAMINATE SURFACE  
 TABLET ARM COMES IN RIGHT-HANDED OR LEFT-HANDED



MODEL 8210-TA82R SHOWN

## SPECS:

- Band-pitch style with a seat back angle of 97 degrees
- Features a 7/8" frame with 16-gauge square tubing
- 14-gauge rear seat brace
- Durable Polypropylene contoured seat for extra comfort
- Can be stacked 18 high on our DY-82 with 4 stack bumpers to protect finish
- Weighs 12 lbs
- Non-marring polyethylene glides
- 300 lbs. weight capacity



MODEL 8210-16 SHOWN

**NEW! MELODY CHAIR JR. FOR YOUNGER MUSIC STUDENTS**  
 (16" SEAT HEIGHT VS. 17.5" ON THE 8210)

## USE WITH



**MODEL DY82 MELODY CHAIR DOLLY**

CAPACITY: STACKS UP TO 18 CHAIRS HIGH

### MODEL 8210 MELODY CHAIR

Overall	33"1/2H X 19"W X 21 1/2"D
Seat	17 1/2"H X 16 1/2"W X 16 1/2"D

### MODEL TA82R & TA82L TABLET ARM

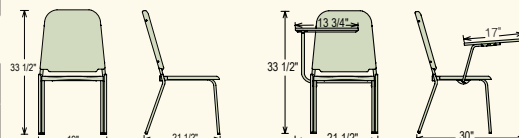
Overall	13 3/4"W X 17"D X 1/2"H
---------	-------------------------

### MODEL DY82 DOLLY

Overall	38"H X 22 3/4"W X 35" L
---------	-------------------------

### MODEL 8210-16 MELODY CHAIR JUNIOR

Overall	33"1/2H X 19"W X 21 1/2"D
Seat	16"H X 16 1/2"W X 16 1/2"D



[CLICK HERE TO VIEW MARKETING VIDEO](#)



# Melody Music Stand | 82MS Series

MODEL 82MS SHOWN



## SPECS:

- Stand is 18-gauge, 1" O.D. steel
- Tension tilt surface for smooth adjustment and holds strong in any position
- Powder-coated in black to match Melody Music Chair

### READING SURFACE

Reading surface is manufactured with a strong lightweight aluminum providing extra strength and durability.

### NECK ASSEMBLY

The new neck assembly provides an even tighter fit on the pole. An aluminum cap washer has been added which will prevent any possibility of peeling paint.

### POLE MECHANISM

With the updated spring loaded mechanism, we guarantee that the height adjustments (available from 24" to 46") will be extremely smooth and quiet.

### ADJUSTABLE POLE

Smooth tight fit allows for ease of use in quiet musical environments.

### CAP WASHER

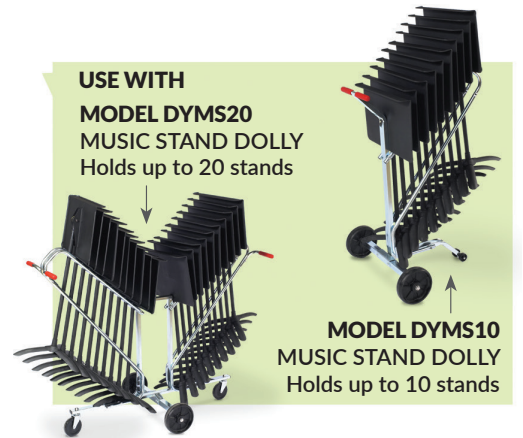
Aluminum cap washers used for neck assembly prevents loosening.

### BASE HARDWARE

50mm thread lock base bolt and enhanced lock washer are used to prevent loosening.

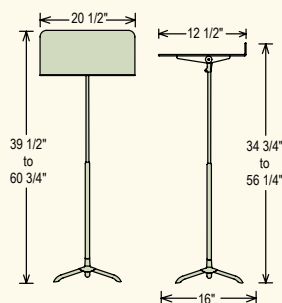
### USE WITH

**MODEL DYMS20**  
MUSIC STAND DOLLY  
Holds up to 20 stands



### MODEL 82MS MELODY MUSIC STAND DIMENSIONS

Overall	20"1/2W X 12 1/2"L
Stand Adjusts From	24"-46"
Product Weight	6 lbs.
Weight Capacity	11 lbs.



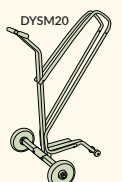
### MODEL DYSM10 DOLLY DIMENSIONS

Overall	27"W X 47"H X 59"L
---------	--------------------



### MODEL DYSM20 DOLLY DIMENSIONS

Overall	47"H X 27"W X 31"L
---------	--------------------



products meet or exceed applicable ANSI/BIFMA standards



# Classic Conductor Set | CCS Series



MODEL CCS SHOWN

Available as a set or as individual pieces

Chair, Stand, and Podium for Rehearsal or Stage

## SPECS:

### PCC PNEUMATIC CONDUCTOR'S CHAIR

- Height adjustable from 24" to 30"
- Seat is 18½" wide with a 3" thick foam cushion
- Foot rail is constructed from 5/8" steel
- Base is 24" in diameter
- Weight: 18½ lbs.



### CS CONDUCTOR STAND

- Reading Surface Dimensions: 22" X 30"
- Height adjustable from 38½" to 57½"
- Available in clear acrylic or pebble finish
- Weight: 19 lbs.



### CP CONDUCTOR PODIUM

- Dimensions: 44¼" W x 39¼" D x 10¼" H
- Step Dimensions: 39¼" W x 11" D x 5¼" H
- Weight: 65 lbs.
- Easily transportable with two cutouts and built in casters



### PCC PNEUMATIC CONDUCTOR'S CHAIR

Overall	29 3/4"H X 18 3/4"W X 20 3/4"D
Folded	38"H X 18 3/4"W X 2 1/2"D
Seat	18"H X 15 3/4"D X 16 1/4"D
Back	7 1/2"H X 18 3/4"W

### CS CONDUCTOR STAND

Reading Surface	22x30"
Adjustable Height	38 1/2" - 57 1/2"

CCS INCLUDES CHAIR, STAND & PODIUM

### CP CONDUCTOR PODIUM

Overall	10 3/4"H X 44 1/4"W X 39 1/4"D
Steps	5 3/4"H X 39 1/4"W X 11"D



800.261.4112  
www.nationalpublicseating.com